



Trailed sprayers  
**METRIS 2**





## Contents

**04 - 05** Compact size

**06 - 07** Tank and filling

**08 - 09** Operation

**10 - 11** Suspension

**12 - 13** Boom suspension

**14 - 15** Aluminium boom

**16 - 17** Field work assistance

**18 - 19** Continuous circulation

**20 - 21** AUTOSPRAY

**22 - 23** ISOBUS technology

**24 - 25** Equipment

**26 - 27** Technical data

## METRIS 2

Trailed sprayers

# KUHN PRECISION SPRAYING

PROTECTING YOUR CROPS IN THE MOST FAVOURABLE WEATHER CONDITIONS IS KEY TO ACHIEVING MAXIMUM RESULTS. HYGROMETRY, TEMPERATURE, WIND? FOR HEALTHY CROP GROWTH, SPRAYING SHOULD BE DONE AT JUST THE RIGHT TIME. THE METRIS 2 TRAILED SPRAYER IS THE SOLUTION TO THESE CHALLENGES



### QUALITY

The accuracy of the METRIS 2 trailed sprayer allows for long-term, durable protection of your crops. The METRIS 2 trailed sprayer features all the equipment you need with top-of-the-range design.

### PERFORMANCE

The METRIS 2 trailed sprayer is designed for intensive use and will allow you to work quickly and efficiently, for application in narrow agronomic spraying windows, because your crops don't wait.

### COMPACT SIZE


The METRIS 2 trailed sprayer dimensions make it easy to manoeuvre in your fields with a reduced footprint for your increasingly important transport phases.



**METRIS 2** 3202 | 4102

## COMPACT SIZE

The METRIS 2 trailed sprayer compact dimensions make it easy to manoeuvre in your fields with a reduced footprint for your increasingly important transport phases.



### Easy to operate

The METRIS 2 trailed sprayer is among the most compact on the market. The hitch-to-axle distance of 4.40 m provides you with easy handling in all situations. The METRIS 2 trailed sprayer lets you manoeuvre where others cannot.



### A light-weight machine

The METRIS 2 trailed sprayer is one of the lightest in its class. Kuhn's choice of top range material respects soil structure. Your yield potential is preserved and working in difficult conditions is easier.




### A protective housing for your machine

The protective covers on the METRIS 2 trailed sprayers are fitted with all the machine's components. On both the left and right sides: centralised filtration, valve panel or induction bowl, everything is perfectly enclosed.



### Finishing with a no-casing option

The METRIS 2 trailed sprayer can also be fitted without doors and side covers. This economical solution protects the essential components.



### Choose your coupling method


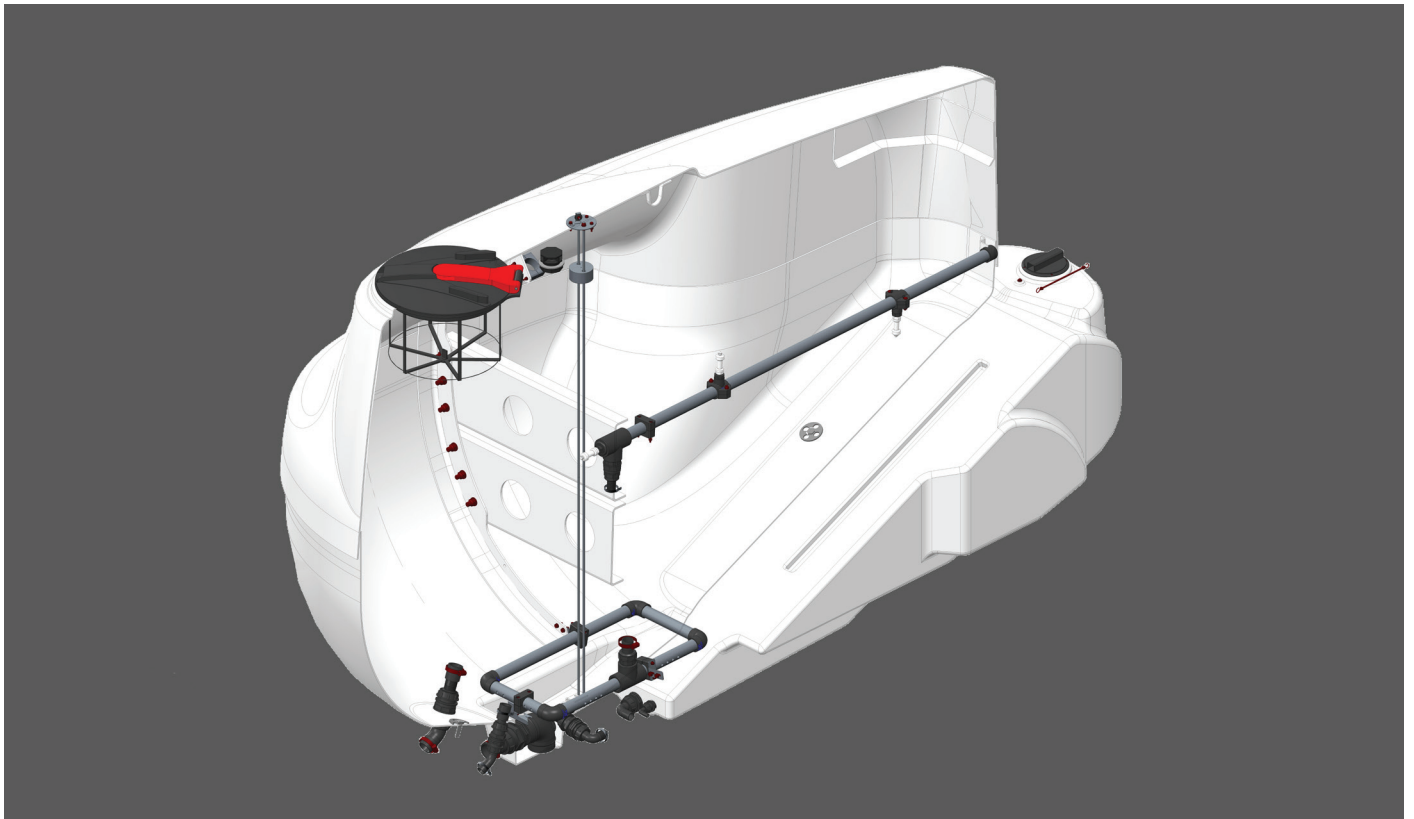
High or low coupling, the METRIS 2 trailed sprayers allows you to choose a machine suited to your tractor. KUH N offers a full range\* to ensure the perfect connection between your tractor and the sprayer.

\*According to certification



# DRIVE FASTER WITH A BALANCED SPRAYER

In order to improve your work output, good, secure machine stability is key. The METRIS 2 trailed sprayer tanks were specifically designed to ensure a perfect sprayer balance, on the road and in the field. The centre of gravity is positioned to allow the sprayer to maintain excellent stability throughout the spraying process.



## **Keep the balance**

The position of the rinsing tank centred over the axle allows the METRIS 2 sprayers to maintain good balance in all conditions, with reduced dead volumes. The machine's centre of gravity remains along the axis, regardless of the tank level.

## **POLYESTER: A material full of advantages**

The polyester tanks are manufactured to provide a smooth, non-porous surface for quick and efficient cleaning. The heavy-duty material is tough enough to attach the baffles, which stabilise the spraying mixture inside the tank.

## **Baffle**

The polyester tank on the METRIS 2 sprayers incorporates baffles to stabilise the spray mixture during transport. The sloshing of the water is immediately stopped so as not to disrupt the sprayer's balance.

## FILL YOUR SPRAYER EASILY

Filling a sprayer is strategic. Exact volume, reduced filling time, limited contact with plant protection products are important requirements. On the METRIS 2 sprayers, KUHN has developed this phase to meet all these requirements.

### CENTRALISED FILLING

Whether filling the main tank, the rinsing tank or for product incorporation, these operations can be centralised on the operating panel, simple with sleek design.



#### Rapid and safe incorporation

The chemical induction bowl in the METRIS 2 offers a new reference in terms of safety. Its funnel design allows the efficient incorporation of all types of products, liquids, powders or granules, with reduced times. The chemical induction bowl is sealed with a rotary cleaner for safe and effective rinsing.

#### EASYFLOW: contact-free incorporation

The EASYFLOW system on KUHN's sprayers eliminates the risk of the operator coming into contact with the product. From puncturing the heat-sealed lid to rinsing the containers, the Contact-free Transfer System ensures maximum security during operations.

## SIMPLE, BOTH INSIDE AND OUTSIDE

The sprayer set-up is the key step to start spraying. With only 2 main valves, the total number of handling operations from filling to rinsing is considerably reduced, and more importantly the risk of error is completely eliminated. You can be sure that the sprayer is entirely rinsed.

Setting up is simple with a shorter circuit for less dead volume to make rinsing stages easier.



### MANUSET

Perfect control of your product preparations. This operation consists of a main valve for suction and a valve for discharge. During rinsing, a 360° rotation with the delivery valve ensures that fresh water is projected into all sprayer circuits.



### DILUSET +

During filling operations, pumping automatically stops when the set point is reached, while you maintain control on the operating panel with the DILUSET + unit. Rinse the sprayer or just the boom from the cab!

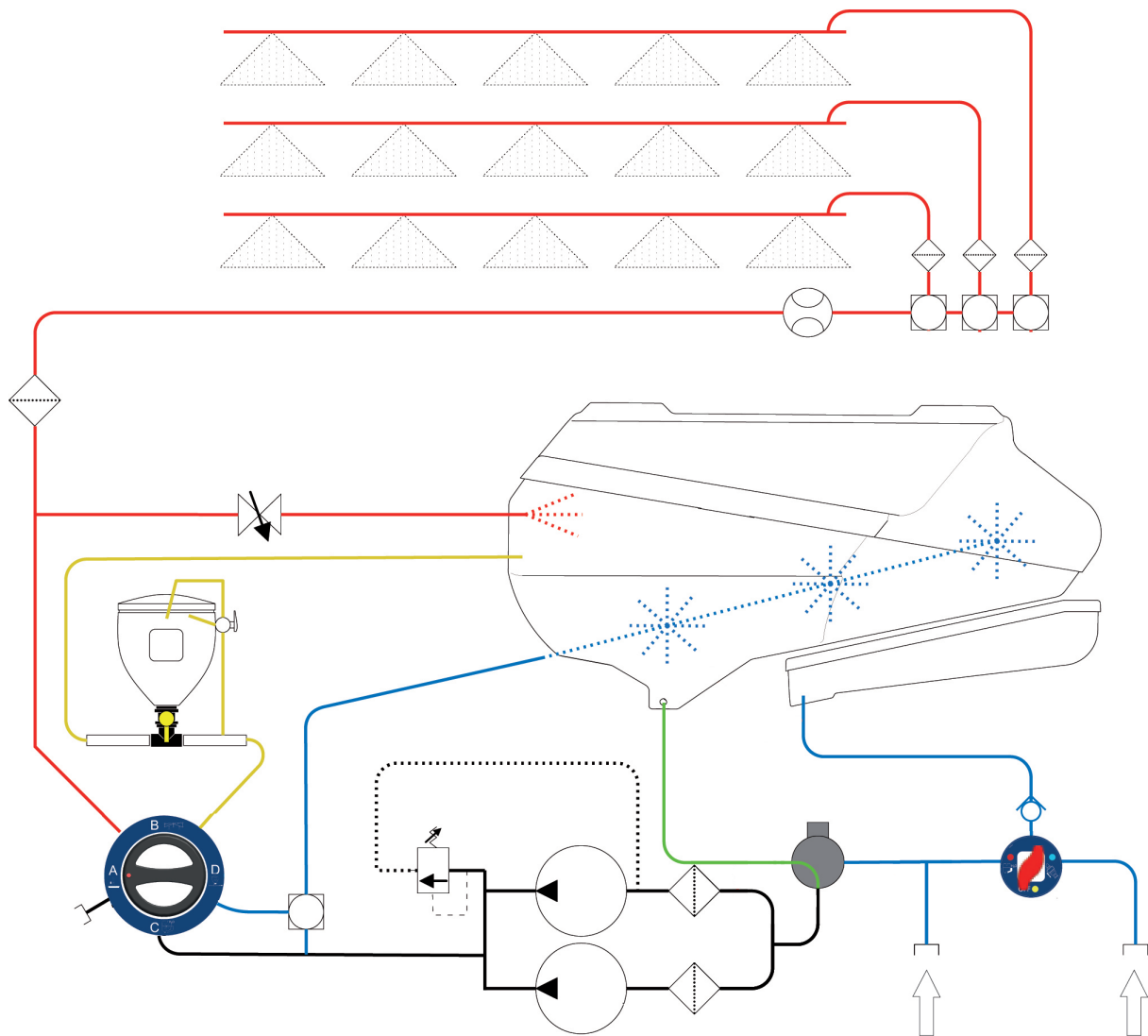


### High-speed filling

With high-volume piston-diaphragm or centrifugal pumps on KUHN'S trailed sprayers, you will save time filling the main tank.

You spend less time at the filling station to make better use of your time in the field and increase your work outputs.





## SINGLE SPRAYING CIRCUIT

With a simple water circuit designed by KUHN, you are fully in control of any sprayer actions.

With the 360° multifunction handwheel, reduce operations by up to 30 % with a limited number of valves. Thanks to an ergonomic design, the valves are easily operated for a simple, trouble-free set-up.



### No more blockage with the quadruple filtration

The KUHN trailed sprayer is equipped with four levels of filtration. With its transparent bowl, it is easy to check the dirt build-up on the suction filter.

All the filters can be cleaned even when the sprayer tank is full.

## 4 LEVELS OF SUSPENSION FOR PERFECT STABILITY ON THE ROAD AND IN THE FIELD

Good machine stability while you work is essential to keep the boom as close as possible to the target.

The sprayer's stability is, therefore, an important prerequisite for achieving this goal. The METRIS 2 trailed sprayer, with its 4 levels of suspension, allows you to keep your machine stable and perfectly suspended on the road and in the field.



### **Drawbar suspension**

The suspended drawbar protects the tractor and its driver from any machine movements. During transport with the boom folded, all the movements are absorbed. You can perform rapid movements in complete safety.



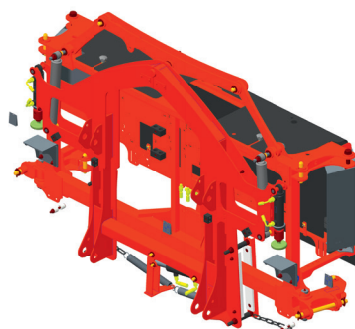
### **Axle suspension**

The axle suspended by Strathane pads protects the machine on uneven terrain, while in the field and on the road. A suspended axle means a longer life for the machine.



### **Parallelogram suspension**

The parallelogram, for boom height adjustment, is cushioned by nitrogen balls. The boom is suspended during work. The parallelogram also enables boom suspension in the transport position as no fixed points link the boom to the frame. The structure lasts longer.

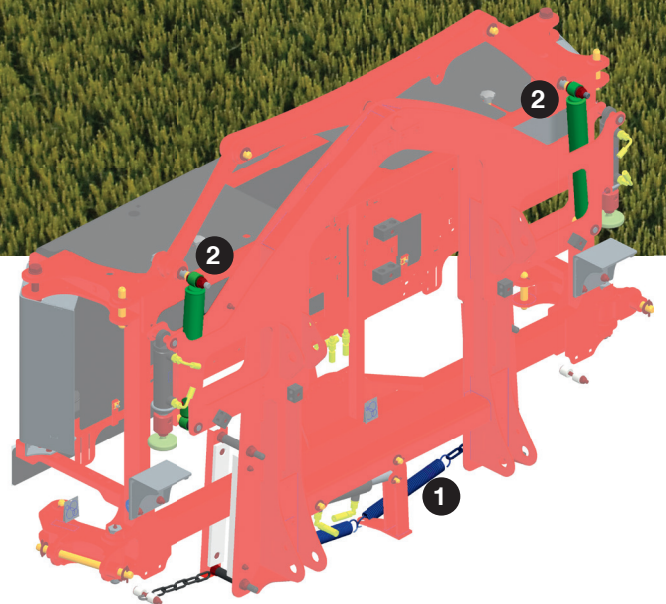


### **Boom suspension**

The EQUILIBRA pendulum link suspension, from 21 to 38 m, provides the boom with a three-dimensional shock absorption system. It allows the boom to follow the terrain, irrespective of working conditions and without any driver intervention, even at high speed.

# SAVE TIME, SPRAY FASTER

The EQUILIBRA suspension system allows the boom to remain perfectly parallel to the ground when driving over rough terrain. The EQUILIBRA suspension with pendulum links provides the boom with a three-dimensional shock absorption system. The boom runs smoothly over the ground and the crops and no longer shifts and drifts!



## Automatic mechanical tilt correction

Two springs located under the lower part of the frame allow the boom to follow the terrain automatically. Tilt correction remains fully mechanical, with no action required from the driver.

- A hydraulic tilt correction cylinder supplements the automatic mechanical correction in particularly hilly areas.
- Shock absorbers on each side of the frame limit boom inertia and reduce lateral movements of the structure.

## EQUILIBRA: pendulum link suspension with shock absorbers

On uneven terrain, the combination of a pendulum and link rods offers sufficient freedom of movement to keep the boom steady, regardless of the type of land constraints encountered.

Two shock absorbers and two springs are also used to dampen and limit vertical movements to keep the boom perfectly level, especially when cornering, even at high speed.

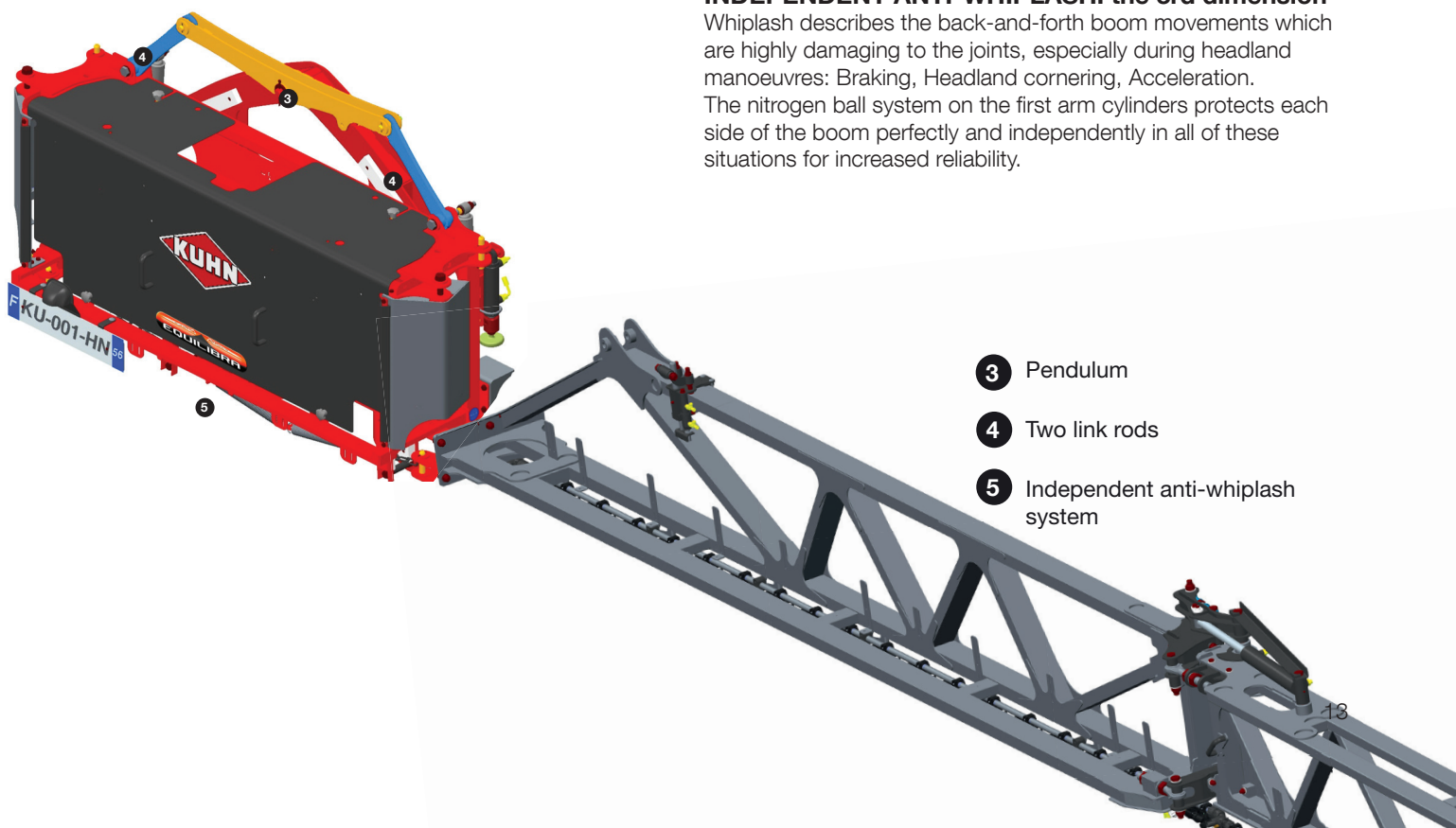
1 Automatic tilt corrector

2 Shock absorbers

2



## EQUILIBRA



### INDEPENDENT ANTI-WHIPLASH: the 3rd dimension

Whiplash describes the back-and-forth boom movements which are highly damaging to the joints, especially during headland manoeuvres: Braking, Headland cornering, Acceleration. The nitrogen ball system on the first arm cylinders protects each side of the boom perfectly and independently in all of these situations for increased reliability.

- 3 Pendulum
- 4 Two link rods
- 5 Independent anti-whiplash system

## QUALITY ALUMINIUM BOOM

The booms are made of aluminium which features a density three times less than steel, keeping the structure light and providing a structure to protect the sprayer components. Aluminium booms feature outstanding durability. Completely insensitive to corrosion and chemical aggression, aluminium needs no special protection and greatly facilitates sprayer maintenance while providing long service life.



### Outstanding features

Large-sized joints, adjustable stainless steel piping protected in the boom structure, no doubt, the quality level of the aluminium booms of the KUHN sprayer range allows for quality spraying which ensures greater reliability over time.



### Assisted unfolding

Boom unfolding and folding operations with the compact 3-arm folding boom are electronically assisted to ensure safe handling.



### 25 cm jet spacing on LEA3

Large-sized joints, adjustable stainless steel piping protected in the boom structure, no doubt, the quality level of the aluminium booms of the KUHN sprayer range allows for quality spraying which ensures greater reliability over time.



### Easy to operate and lightweight RHPA 2-arm boom

- 21 to 28 m
- Aluminium boom
- Jet spacing 50 cm
- EQUILIBRA suspension
- Standard, CHC, CEC and AUTOSPRAY circulation
- Optional variable positive and negative geometry
- Hydraulic control with an electrohydraulic selector or electrovalve




### RHPA 12/24 m - 2 arms

7 sections

Other widths available:

12 / 21 m - 14 / 27 m - 14 / 28 m - 14 / 27 / 28 m



### LEA3 3-arm boom

- 27 to 36 m
- Compact aluminium boom integrated within the machine's outline
- 50 cm or 25 cm jet spacing (except for 36 m)
- EQUILIBRA suspension
- Standard, CHC, CEC, MULTISPRAY DUO and AUTOSPRAY circulation
- Variable positive and negative geometry as standard
- Hydraulic control with electrovalve

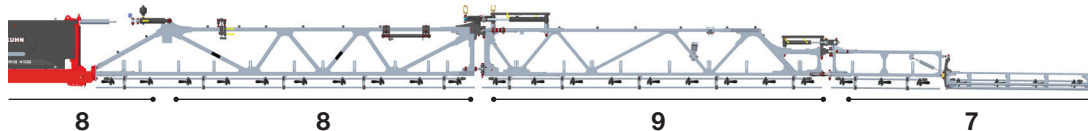


### LEA3 21/28 m - 3 arms

7 sections

Other widths available

21/27 m - 21/27/28 m - 21 / 30 m - 24 / 32 m - 24 / 33 m - 24 / 36 m



### RHA3 3-arm boom

- 36 to 38 m
- Compact aluminium boom integrated within the machine's outline
- Jet spacing 50 cm
- EQUILIBRA suspension
- Standard, CHC, CEC, MULTISPRAY DUO and AUTOSPRAY circulation
- Variable positive and negative geometry as standard
- Hydraulic control with electrovalve




### RHA3 24/36 m - 3 arms

9 sections

Other widths available

25 / 38 m - 25 / 36 / 38 m



# A BOOM POSITIONED CORRECTLY WITH BOOM ASSIST

The BOOM ASSIST technology detects the boom height at all points using ultra-sound sensors. Ultrasound technology is used to maintain the correct boom height in relation to the vegetation, under any conditions: day or night, dry weather or fog, vegetation or bare ground... BOOM ASSIST automatically adjusts the height, tilt and independent variable geometries to keep the boom close to the target.

While you drive the tractor without having to steer the boom, BOOM ASSIST controls the hydraulic boom functions. Keeping your boom at the ideal height limits drift (wastage) and provides savings in terms of crop protection products.



### Sensors with HYBRID technology

BOOM ASSIST sensors are specially designed for spraying, keeping the boom at the right position in relation to the ground, the crops, or both at the same time in hybrid mode. The patented HYBRID mode is integrated as standard into the sensors and enables the system to detect crop height. For flattened or uneven crops, the system never loses its efficiency.

### Easy to use

The main functions of the BOOM ASSIST are controlled directly from the sprayer work screen. Select the target height and start up the system with one click on the ISOBUS terminal.


FEATURES AND FUNCTIONS	BOOM ASSIST SLANT	BOOM ASSIST TOTAL	BOOM ASSIST TOTAL PRO	BOOM ASSIST EXTREME
Type of tracking	Spraying + Headland lifting			
Technology	Electrovalves and ultrasound sensors			
Spray speed	up to 12 km/h	up to 15 km/h		15 to 20 km/h
Boom width	up to 28 m		From 30 m	
Boom equipment	without VG	with VG		
Nozzle spacing	50 cm	50 cm	50 cm	25 or 50 cm
Number of ultrasound sensors	2	3	3	3
HYBRID technology	✓	✓	✓	✓
Headland management	✓	✓	✓	✓
Boom height management	✓	✓	✓	✓
Tilt correction	✓			✓
Variable geometry boom		✓	✓	✓
Proportional management of hydraulic actuators			✓	✓
Shock absorber double cylinder				✓



# TRACK ASSIST TRACK FOLLOWING

Keep your sprayer within the tractor tracks.

With the steering axle, the sprayer remains in the tractor's tracks at the headland, or when following curves in the field. It reacts precisely in response to the speed information received. The crops are protected, damage is limited and your harvests preserved.



## Gyroscopic sensor connection

There are no longer any mechanical links between the tractor and the machine with the TRACK ASSIST system to facilitate the coupling. The system is replaced by 2 gyroscopes: one on the sprayer, and the other to be positioned on the tractor. This magnetic system can be positioned quickly and easily on the back of the tractor.

## Safe tracking at any speed

At normal speeds and during low-speed manoeuvres, the steering axle keeps the sprayer in the tractor's tracks from 2 to 22 km/h. Beyond that, the axle is automatically realigned and blocked to protect the machine.

# CONTINUOUS CIRCULATION: ACCURACY FROM THE START TO THE END

Product circulation through the boom affects the quality of your spraying in many ways: priming, nozzle opening and closing reactivity, rinsing, reduced blockages, etc.

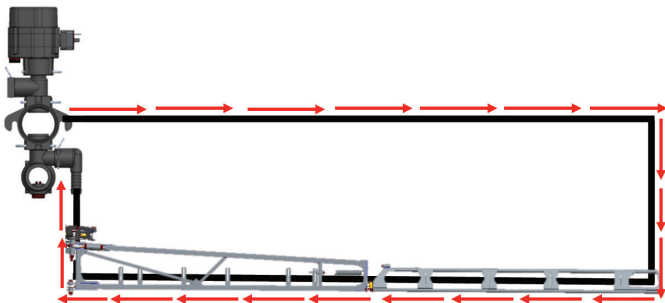
With the MULTISPRAY and AUTOSPRAY systems equipped with hydraulic (CHC) or electrical (CEC) continuous circulation, KUHN helps you achieve quality spraying.

FEATURES AND FUNCTIONS	STANDARD CIRCULATION	CHC	CEC	MULTISPRAY DUO	AUTOSPRAY
Opening / closing of spraying system	Mechanical	Mechanical	Electrical	Electrical	Electrical
Continuous circulation		Low pressure	High pressure	High pressure	High pressure
Rapid priming	+	++	+++	+++	+++
Spraying system opening/closing reactivity	+	++	+++	+++	+++
Shut-off on each section	✓	✓			
Individual nozzle shut-off			✓	✓	✓
Selection and retention of droplet size					✓
Working speed window	+	+	+	++	+++
Rate modulation potential (on the boom)	+	+	+	+	++
Rate modulation on each section (20 max.)					✓
TURN COMPENSATION: rate compensation in turns					✓


✓ As standard
■ Optional equipment
■ Not available

## CHC: CONTINUOUS HYDRAULIC CIRCULATION

**Incredibly simple:** With low-pressure continuous circulation, the boom is already primed before you begin spraying. The Continuous Hydraulic Circulation is not only a simple and efficient solution to prevent product loss at the start of your work in the field, but it also fully dilutes the sprayer's contents before you begin spraying.



**Spraying system closed - Boom priming**

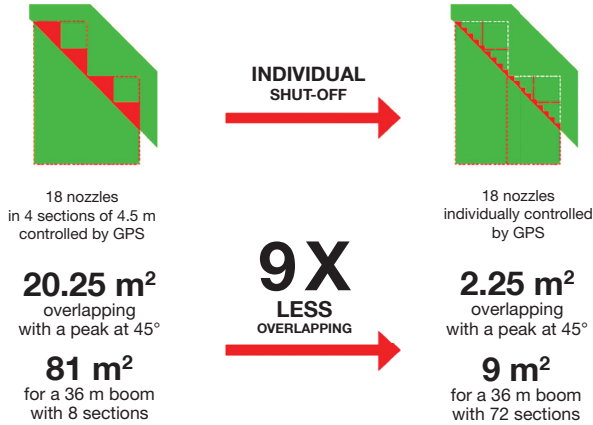


**Spraying system open - supply from both ends**

# CEC: CONTINUOUS ELECTRICAL CIRCULATION

**Reduce overlap to a minimum.** It is important to understand that the more sections you have on the machine, the more you can reduce overlapping.

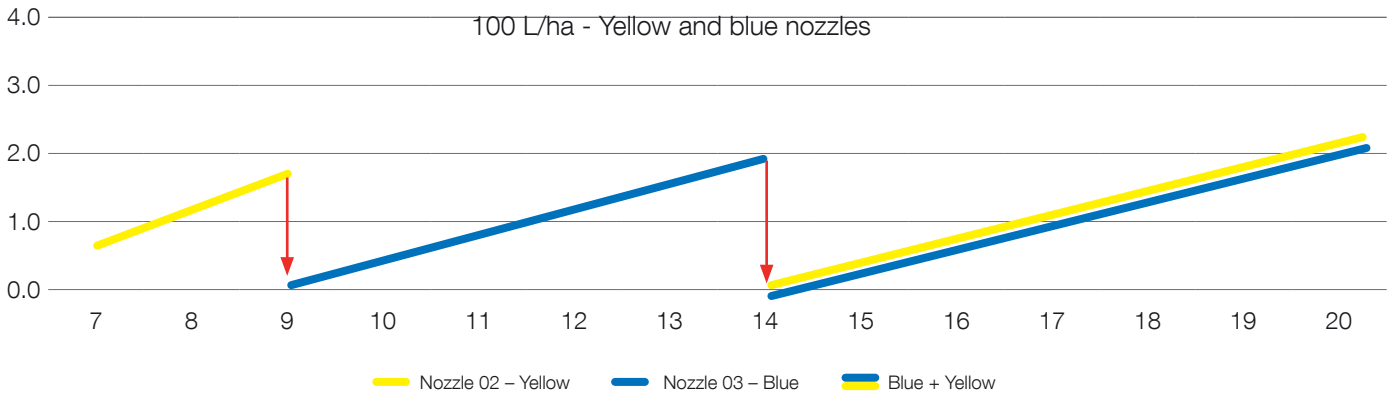
Sprayers equipped with the GPS-controlled individual nozzle shut-off technology will not spray the same area twice. This system means 9 times less overlap at the headland compared with sprayers with 4.5 m sections.



# MULTISPRAY DUO

**Automatic nozzle selection.** On most sprayers on today's market, the faster your forward speed, the higher the spray pressure. However, if the nozzle is not changed, the size of the droplet changes, which also increases the risk of drift. With KUHN's MULTISPRAY precision system, you can automatically change the nozzle according to your forward speed to ensure optimal spray quality.

## Pressure change from 7 to 20 km/h with MULTISPRAY



# AUTOSPRAY: CHOOSE YOUR “DROPLET” SIZE AND DRIVE!

Autospray takes care of the rest! During spraying operations, droplet size management is essential to ensure a successful application.

Achieving higher outputs means driving faster, which is not always consistent with maintaining good spray quality. Climatic conditions, and the fact that they could change during operations, must also be considered. In order to maintain excellent spray quality throughout the operation, KUHN has introduced the AUTOSPRAY spraying system.



Product type	Required droplet size	Average droplet size (MVD) in $\mu\text{m}$	Agronomic recommendations
Contact chemical	<b>VF</b> <b>F</b>	<231	High risk of drift, minimal wind and high hydrometry
Systemic chemical	<b>M</b> <b>C</b> <b>VC</b>	231-484	Less sensitive to drift and evaporation. Sensitive to leaching
Liquid nitrogen	<b>XC</b> <b>UC</b>	>484	Very low risk of drift



## Droplet size: an important agronomic decision

Droplet size is most often expressed according to its MVD (Median Volume Diameter) in  $\mu\text{m}$ .

Depending on the different nozzle models on the market, the droplet size can also vary according to the sprayer system pressure.

Generally, the higher the pressure, the finer the droplet. Most nozzle manufacturers today indicate the droplet size obtained according to the pressure exerted.

## 20 micro-pulses per second

In order to ensure excellent work coverage, the AUTOSPRAY electrical jet holders are clocked in a staggered way along the boom at a rate of 20 pulses per second (20 Hertz).

## Easy to use

Spraying is a breeze with the ISOBUS terminal. Droplet size can be activated or deactivated with a simple click for optimal spray quality.

By controlling the dose and the droplet size, all components are combined to achieve precision spraying.



## SWITCH TO CONTINUOUS VARIATION

The AUTOSPRAY smart jet holders are equipped with PWM technology (Pulse Width Modulation) and allow 1 nozzle to perform the work of 4 consecutive nozzles, while maintaining an exact pressure over a working range. This ensures a constant droplet size over a wide range of speed, or dose modulation. AUTOSPRAY is more than an automatic nozzle change, it allows for continuous variation of the spray to maintain a homogeneous quantity and quality of treatment.

### With AUTOSPRAY: 1 nozzle for a uniform result




### Multiple jet holder with nozzle selection: 4 nozzles required for an irregular result



### Dose modulation for each section

In order to guarantee reasonable quantity of inputs (spraying or liquid fertilisation) according to the increasingly precise agronomic data available to farmers, the AUTOSPRAY technology allows the dose to be modulated on different sections.



### Turn compensation

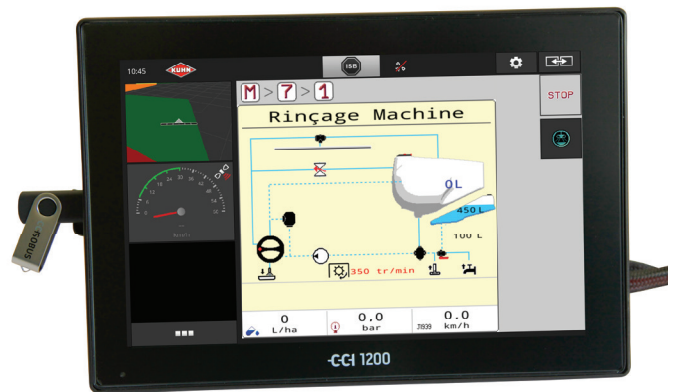
Another possible factor of inaccuracy in spraying is turns where the booms will cover a larger area on the outside than on the inside. The AUTOSPRAY system can also compensate for this dosing drift with the PWM technology, which controls a different opening time between the inside and outside of the boom.

# OPT FOR THE INTUITIVE ISOBUS INTERFACE TO SIMPLIFY YOUR SPRAYER USE

Every step in using the control box was designed with the user in mind to make ISOBUS METRIS 2 sprayers easy to use. During filling, spraying or rinsing, the spraying system application assists the driver in order to make using the machine ergonomic and more precise.

## A CLEAR INTERFACE

The KUHN ISOBUS spraying application was developed to provide you with everything you need to conduct precision spraying operations. At a glance, you can monitor all the data to achieve spraying quality. All the values you need (dose applied, working pressure, autonomy, etc.) are clearly visible, and you can customise the screen with your preferences. When spraying specific areas, a simple click on the sections will allow you activate or deactivate them.



### CCI A3

You can see the functions of your machine on the touch screen to perform the right function at the right time. ISOBUS AUX-N certified by the AEF, and compatible with all AUX-N certified ISOBUS machines. A beep sound and a vibration allow you to feel exactly what happens for each action.

### Intuitive rinsing

When it's time to rinse the sprayer, the ISOBUS sprayer application displays the circuit during rinsing. The DILUSET+ set-up system offers assistance to ensure perfect rinsing of the machine. The rinsing cycle sequencing becomes easy and intuitive, and you can see where the rinsing water is going.

# KUHN ISOBUS SOLUTIONS: REAP THE BENEFITS OF THE ISOBUS COMPATIBILITY ON THE METRIS 2 SPRAYER!



CCI 800 AND CCI 1200: ONE SINGLE TERMINAL FOR ALL KUHN MACHINES.  
The ISOBUS CCI 800 and CCI 1200 terminals are AEF-certified. They focus on three priorities: performance, visibility and flexibility. Operate your machines intuitively thanks to the large, anti-glare touch screen. With their simultaneous display of several essential pieces of information for the driver, their capacity to connect with joystick control and their additional camera feature, these terminals bring greater versatility.



### CCI 800: The compact ISOBUS terminal

The 8"/20.3 cm screen displays the main machine and mini-views on the side. Click on the mini-view to enlarge it.



### CCI 1200: innovative, panoramic, high performance

With the 12.1"/30.5 cm display screen, all essential information is shown. Different display formats are possible: mini-view / maxi-view / double UT.

## A MYRIAD OF APPLICATIONS INCLUDED AS STANDARD



#### TECU

Retrieve information from tractor database



#### CONTROL

Control your tasks and ISO-XML documentation



#### CONVERT

Connect to your biomass sensor



#### CAMERA

Connect a camera and view live images



#### HELP SYSTEM

The assistance you need

## DISCOVER THE CCI APPLICATIONS



#### SECTION CONTROL

Automatic seeding management by GPS



#### RATE CONTROL

Application rate modulation per GPS (SHP and ISOXML) of several products (e.g. drilling + fertilisation)



#### DATA TRANSFER

Data import / export via Agrirouter



#### PARALLEL TRACKING

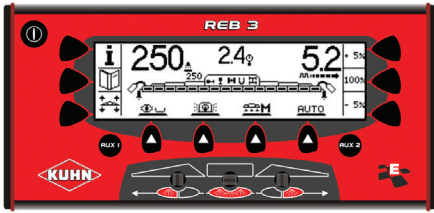
Guidance assistance + tramlining per GPS with the Tramline Control function

### ISOCLICK Auxiliary

This control unit allows you to maintain control of the machine's main functions while working. Even at high speed, you're able to easily control sections manually, or perfectly manage the machine's hydraulic functions.




## NUMEROUS ACCESSORIES



### THE REB3 UNIT: YOUR SPRAYING ESSENTIAL

The REB3 unit groups together all sprayer functions. Adapted to precision spraying for crop protection, it was designed for easy use, with good ergonomics. With its ultra-compact dimensions (21.5 x 11 x 4.5 cm), the REB3 unit is easy to install in any tractor cab.



### BUSCAN CH10 auxiliary

The CH10 unit comprises all the elements required for sprayer handling, irrespective of any optional equipment. Variable geometry, steering axle, all elements are provided to control the machine with your fingertips!



### Worklights

To make the most of optimum spraying conditions (low temperature and high hygrometry), night work is possible. LED lamps are positioned under the boom for perfect spraying control even at night.



### Hydraulic pump drive

A hydraulic motor-driven pump is available as an option on the METRIS 2 sprayers. This avoids the risk of the lifting arm getting caught in the power take-off, and the tractor no longer needs to run at full speed.



### External cleaning kit

Rinse the outside of the machine with the exterior cleaning kit (automatic 15 m hose reel and spot lance). By cleaning the machine in the field, you can return to the farm with a clean machine, ready to be used with another product.




### Border jets

To increase the spraying width, an asymmetrical nozzle can be fitted on the boom end. These nozzles are electrically-controlled from the cab. Limited to one side of the boom or on both sides, these nozzles are used for tramlining or for the treatment of field borders.



# YOUR CCI 800 AND 1200 TERMINALS CONNECT TO THE INTERNET



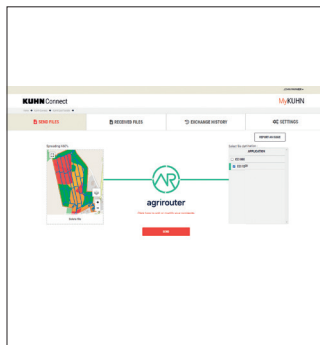
**MyKUHNS**  
Find out more about the **KUHN CCI Connect-**  
packs  
on your MyKUHNS space!  
<https://mykuhn.kuhn.com/>



**Online CCI Update**  
Automatic update of your CCI terminal!  
*The latest functionalities are automatically installed.*



**CCI Remote View**  
Need help? Need advice?  
Share your terminal screen for live assistance!  
*On your MyKUHNS account.  
With your KUHN partner.*



**KUHN EasyTransfer**  
Receive your modulation maps directly on your terminal!  
*And when you're finished spraying, export your tasks.*



**Ready for agrirouter**  
Communicate with all software connected to agrirouter!  
*agrirouter -> multi-brand compatible.*

## Technical specifications

	METRIS 2 RHPA	METRIS 2 LEA3	METRIS 2 RHA3
Boom width (m)	24 / 27 /28	27 / 28 / 30 / 32 / 33 / 36	30/32/33/36/38
Boom suspension	EQUILIBRA	EQUILIBRA	EQUILIBRA
Number of arms	2 arms	3 arms	
Boom material	Aluminium		
Tank capacity (L)	3200 - 4100		
Tank material	Injected polyester		
Actual tank capacity (L)	3430 - 4380		
Rinsing tank capacity (L)	450		
Tank rinsing	Rotary washer - 3 heads 360°		
Pumps	PM265 / 500 diaphragm pistons or PC700 centrifugal pistons		
Pump flowrate (l/min)	265 - 320 - 500 or 700		
Max. pressure (bar)	7 bar with PD - 5 bar with CP		
Filtration	Quadruple - Filling / Suction / Discharge / Spraying		
Chemical induction bowl	35 L chemical induction bowl on parallelogram - cleaning lance		
Electronic control	DPAE Buscan or DPAE ISOBUS		
Terminal	BUSCAN REB3 or ISOBUS with AEF compatibility		
Suspensions	Quadruple - Drawbar / Axle / Parallelogram / Boom		
Working routes	1.60 to 2.25 depending on wheel size		

## Dimensions and weight

	METRIS 2 RHPA	METRIS 2 LEA3	METRIS 2 RHA3
Boom width (m)	24 / 27 /28	27 / 28 / 30 / 32 / 33 / 36	30/32/33/36/38
Hitch-to-axle length (m)	4.40		
Overall width (m)	2.55		
Transport height (m)	3.20 (24 m) - 4.00 (27 & 28 m)	3.40	3.40
Indicative unladen weight (kg)	2800 (24 m)	3550 (28 m)	4050 (36 m)



## KUHN PARTS



**Parts built to last.** With our high-tech foundries and forges and state-of-the-art production facilities, KUHN manufactures spare parts that will last for years to come. You can really count on our expertise and our genuine parts. Through our KUHN PARTS warehouses, farmers benefit from our customer support and logistics services which ensure fast and reliable repair solutions in collaboration with your nearest KUHN Authorised Partner.

# TESTIMONIALS...

THE METRIS 2 HAS BEEN TRIED AND TESTED IN VARIOUS COUNTRIES PROVING ITS EFFECTIVENESS IN DIFFERENT SITUATIONS



## JENS WACKLER

FARMER AND AGRICULTURAL CONTRACTOR  
IN LEOFELS (GERMANY)

*"With my old machine, I usually had to fill the tank for 16 ha in order to spray 15 ha. Now 15 ha of filling is enough to spray 15 ha. And the automatic boom guiding and individual nozzle shut-off with Section Control makes work easier and extremely accurate."*



## ROBERT HOLMES

FARMER IN DERBYSHIRE (ENGLAND)

*"Sprayer filling is fully controlled by the DILUSET, with the operator only having to select the required volume of spraying mixture. It is a good system, which helps me a lot. With a machine like this, I am ready to tackle my spraying work for many years to come."*



## LAURENT FUZEAU

FARMER IN CHENAY (FRANCE)

*"This machine is very easy to use, with the AUTOSPRAY precision spraying technology, we can achieve extremely precise work in terms of spraying quality. We select large-size droplets, small-size droplets, or both, and off we go!"*

Check out all the testimonials **on our Youtube channel**



Scan the QRcode.



# MyKUHN

MY CONNECTION TO SUCCESS!

MyKUHN is your online space. Register today and find out how the exclusive services offered by MyKUHN will make it easier to manage your KUHN machines and terminals and help you maximise their performance. Once logged in on your computer, mobile or tablet, you will have access to parts catalogues, technical documentation and plenty of connected services.



## Discover the range of KUHN sprayers



1. DELTIS 2 - 2. ALTIS 2 - 3. LEXIS - 4. METRIS 2

KUHN SAS - 4 Impasse des Fabriques - BP 50060 - F-67706 Saverne CEDEX - FRANCE

For more information about your nearest KUHN dealer,  
visit our website [www.kuhn.com](http://www.kuhn.com)

Information given in this document is only for information purposes and is non-contractual. Our machines are in compliance with regulations in force in the country of delivery. In our literature, and for improved illustration of certain details, some safety devices may not be in operating position. When operating these machines, these devices must be in position in accordance with the requirements indicated in the operator's manuals and pre-delivery instructions. RESPECT THE ROAD REGULATIONS IN FORCE AS WELL AS the tractor gross vehicle weight rating, its lift capacity and maximum load per axle and tyres. The tractor front AXLE load must always comply with the regulations of the country of delivery (in Europe, it must reach minimum 20 % of the tractor net weight). We reserve the right to change any designs, specifications or materials listed without further notice. Machines and equipment in this document can be covered by at least one patent and/or registered design. Trademarks cited in this document may be registered in one or several countries.

To protect the environment, this leaflet is printed on chlorine-free paper.  
Printed in France - GP0066EN - 11.22 - Copyright KUHN 2020

